



PENN HILLS LIBRARY

2025

State of Our **LIBRARY**





☎ 412-775-4700

✉ phlibrary@pennhillslibrary.org

🌐 www.pennhillslibrary.org

TABLE OF CONTENTS

- 
- I. A Message from Our Director**
 - II. 2025 Budget**
 - III. Our Work with Children**
 - IV. Our New Picture Book Neighborhoods**
 - V. Our Work with Teens**
 - VI. Our Work with Adults**
 - VII. Our Community Fridge**
 - VIII. Outreach to Our Community**
 - IX. Our 2024 Circulation**
 - X. Use of Our Services**
 - XI. Our Volunteers**
- 

A MESSAGE FROM OUR DIRECTOR



We are excited to share that the library has experienced a significant amount of growth. We have expanded our footprint in the community, engaging with thousands of people inside and outside of the library. We have attended many local events and celebrations to connect and share what the library has to offer, and the number of patrons who have

visited the library has increased! We have had an incredible response to more frequent, regularly scheduled programs. Programming attendance as well as library card registration numbers are up from the past year. We hit our highest program attendance record of over 23,000 people in 2024.

We have also made significant efforts to make our physical collection more accessible and user-friendly for patrons browsing our shelves. We developed and implemented Picture Book Neighborhoods, a new way to organize our books in our children's department to help children and families better find what they are looking for.

We are most excited to have adopted our 2025-2029 Strategic Plan. Our plan focuses on three main goals: a people-first culture, community collaborations, and intentional advocacy. This plan will serve as a guide for us in the upcoming years, with people at the heart of our plan, as always.

We are looking forward to a great new year to support our continued growth!

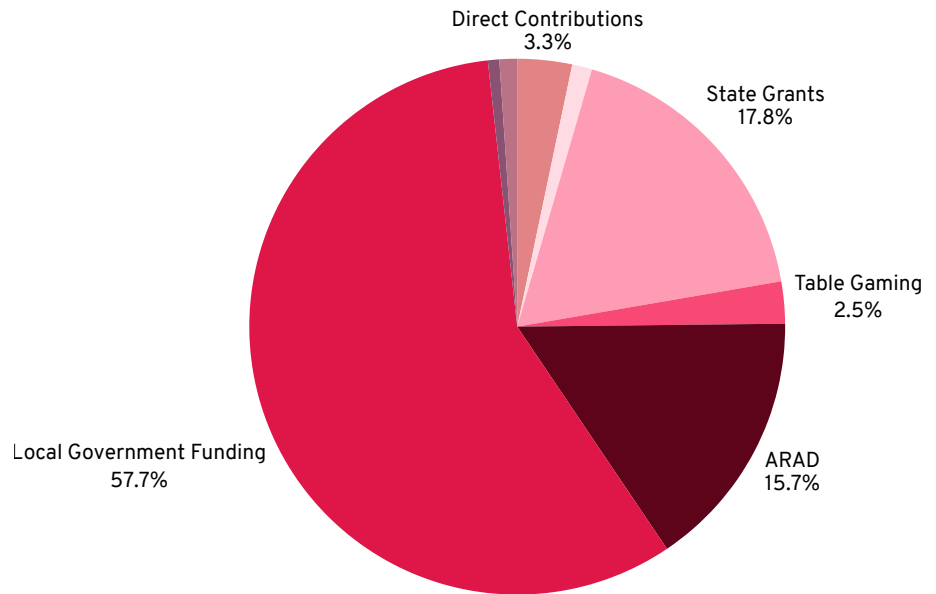
TINA ZINS

EXECUTIVE DIRECTOR

2025 BUDGET

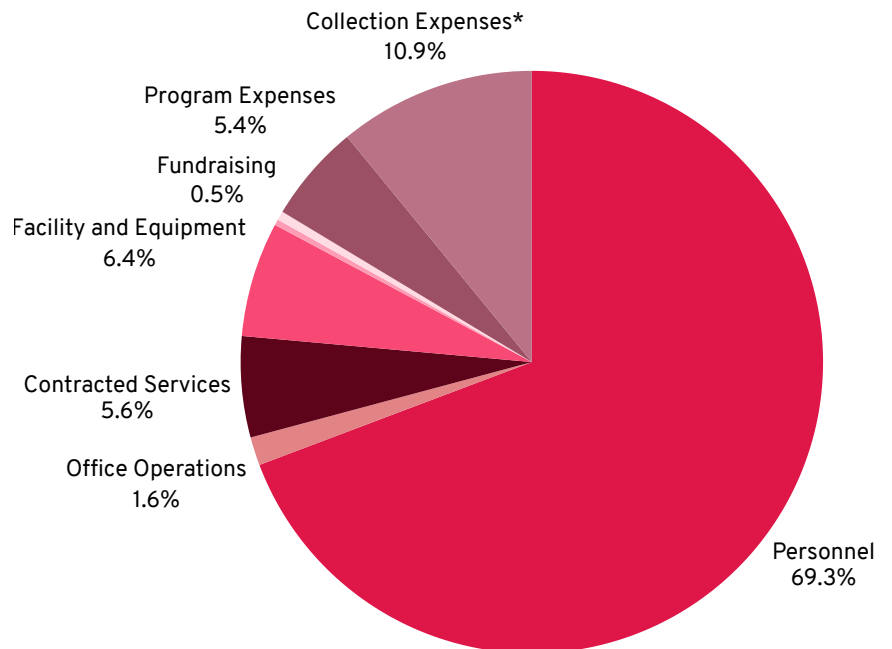
Revenue

	2025 Budget
Contributions	
Direct Contributions	\$34,000
Non Government Grants	\$12,439
Government	
Government Grants	-
Federal	-
State	\$183,511
Table Gaming	\$26,147
ARAD	\$162,332
Local Government Funding	\$595,085
Total Government Grants	\$967,075
Other Revenue	
Earned Revenue	\$7,100
Interest Income	\$11,000
Other Income	-
Total Revenues	\$1,031,614



Expenses

	2025 Budget
Personnel	
Total Personnel	\$741,163
Operations	
Office Operations	\$16,873
Contracted Services	\$59,925
Facility and Equipment	\$68,260
Travel and Meeting Expenses	\$3,500
Fundraising	\$5,300
Total Operations	\$153,858
Programs	
Program Expense	\$58,200
Collection Expense	\$117,000
Total Programs	\$175,200
Total Expenses	\$1,070,221
Surplus / Deficit	\$38,607



*This figure equals 12% of the Budget excluding Collection Expenses.

OUR WORK WITH CHILDREN

The library has had a focus on early childhood programs encouraging movement, dance, and play in 2024. **Music and Movement**, **Toddler Dance Party**, and **Open Play** were immensely popular last year, being among our most consistent programs with high attendance numbers.

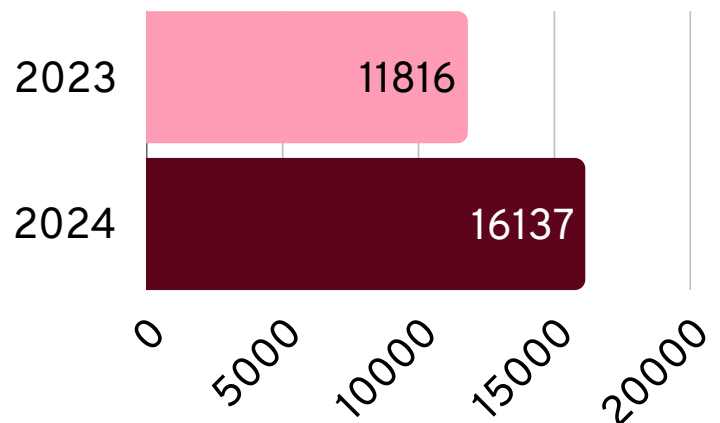
School-aged children love our hands-on activities, especially **Maker Labs**, **Young Engineers**, and **Take Apart Tech!** Children are able to dissect tech with tools, be introduced to new equipment and concepts, and explore many fun ways to get creative.

We have expanded our community by bringing other organizations in. Our collaboration with **Squonk**, a Pittsburgh-led group of interdisciplinary performing artists, led to one of our highest-attended family programs. Children of all ages made creative instruments out of recycled materials and used everyday objects to make quirky, complex sounds and contraptions.

Last summer's reading challenge was an incredible feat for our younger patrons. They read **5,104 books** in total, which is an average of **24 books per reader!**

37% INCREASE
IN TOTAL PROGRAM ATTENDANCE

TOTAL PROGRAM ATTENDANCE



OUR NEW PICTURE BOOK NEIGHBORHOODS



Picture Book Neighborhoods are a new, more accessible way to organize our picture books by subject, rather than alphabetically by author.

Our Neighborhood subjects include things like **Animals**, **Imagine**, **Stories**, **Play**, and more. This makes it easier for our patrons to find titles while browsing, as well as offer children a little more agency and familiarity with the library.

We have received wonderful feedback from caregivers and children alike about how much easier it is to find what they are looking for!

OUR WORK WITH TEENS

The library provides a safe space for teens to gather and connect. Our teens are particularly invested in our **Teen Advisory Board**, offering them an opportunity to share ideas and recommendations about programs and services for their peers.

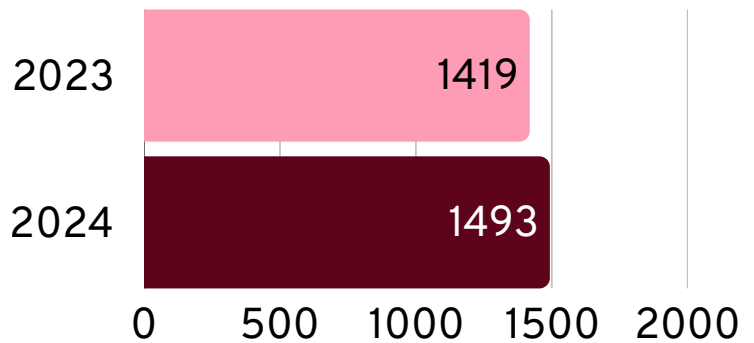
The highest-attended month for programs in 2024 was October, hitting its highest amount of attendees within the past three years. Among the more popular programs were **Clay Ghost Chains**, **Halloween Trivia**, and an annual favorite, our **Teen Halloween Party**. This year, we also tested out an after-hours **Laser Tag** event, and it was our highest program attended in the past three years.

The teen space itself is a welcoming atmosphere with comfortable seating, study rooms, and access to lots of different arts and supplies in support of their creativity.

Our teens upped their reading stats during this year's summer reading challenge. They read **728 books**, which is an **150+% increase from 2023!**

5% INCREASE
IN TOTAL PROGRAM ATTENDANCE

TOTAL PROGRAM ATTENDANCE



OUR WORK WITH ADULTS

We saw a 17% increase in adult program attendance from 2023 to 2024. Adults are especially fans of our art-based programs such as **Art Lab** and **How to Draw**, as well as author talks, lectures, and musical performances. We also had a focus last year on programming with younger adults in mind including events like **Adult Laser Tag**, a **Death Cafe**, and **Board Game Nights**!

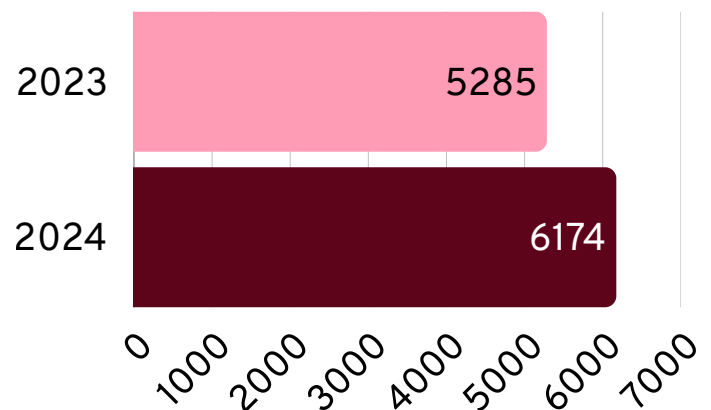
September was our best month of the year for attendance, with high numbers during our themed History Week programs. **The History of the Hollywood Blacklist**, presented by Melanie Novak who is a favorite among our adult patrons, and **The Dead Sea Scrolls and the Origins of Christianity** were two highlights of the month.

February's Black History Month programming for adults also did exceptionally well in 2024. Some of our highest-attended programs in February were the **Black History Month Jazz Tribute** performed by C. Payne and Jazz Central, as well as **Teenie Harris: A Chronicle of a Life**, where archivist Charlene Fogie-Barret from the Carnegie Museum of Art presented on Teenie Harris' life and works.

Our adult patrons thoroughly enjoyed the summer reading challenge in 2024. They had the highest percentage for logging their books at 40%, which is an 11% increase from 2023!

17% INCREASE
IN TOTAL PROGRAM ATTENDANCE

TOTAL PROGRAM ATTENDANCE



OUR COMMUNITY FRIDGE



**230,000+
LBS.**

Of food distributed in 2024

7,000+

Patrons visited the
Community Fridge in
2024

OUTREACH TO OUR COMMUNITY



In 2024, we continued our partnership with Linton Middle School and put up our monthly bulletin boards featuring teen programs and services offered at the library. We receive excellent feedback about our boards from both students, faculty, and staff.



The Penn Hills School District presented the library with the Pride and Promise award in September for our work serving the Penn Hills Community.

We attend 17 outreach events in the community throughout the year to serve our goal of meeting patrons where they are.

These outreach events included:

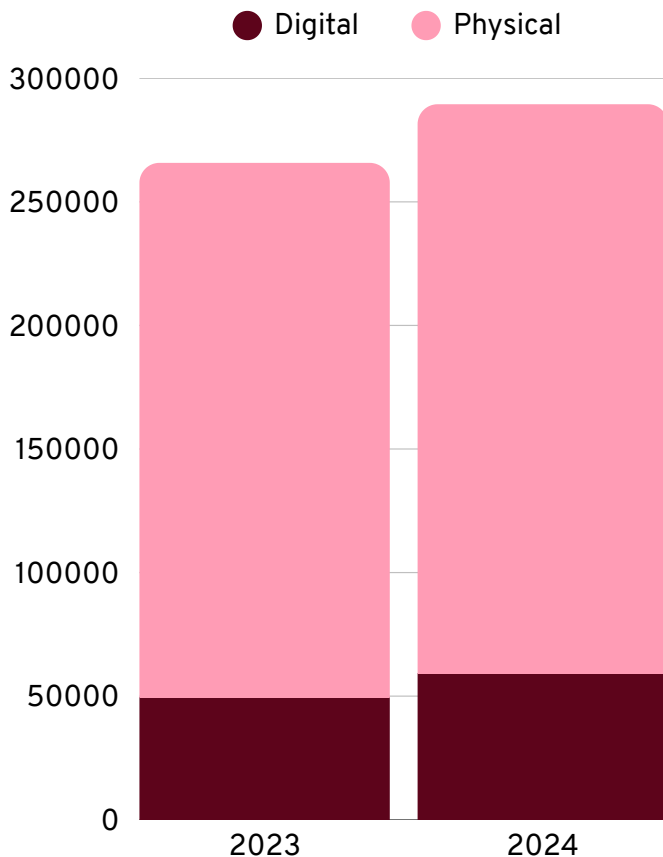
- Penn Hills Municipal Egg Hunt
- Steel Goat Pride
- Penn Hills Summer Fest
- PHSD's Elementary and Middle School Open Houses
- PHCDC's Autumn in the Hills event
- Annual Senior Fair
- Hebron Community Block Party

OUR 2024 CIRCULATION

Both our physical item and digital item circulation went up between 2023 and 2024. In 2024, we circulated over 230,000 physical items.

Digital items had the highest increase in circulation at **19%**, even with the county-wide changes to Libby and hoopla in September. We went from 49,515 digital items in 2023 to 59,134 in 2024.

This made for a total item circulation increase of **9%**.



USE OF OUR SERVICES

TECHNOLOGY SERVICES

We have a total of 38 desktop computers and 2 laptops available for patrons to use.

All of our technology services are completely free. They include, but are not limited to:

- Standard and color printing
- Faxing and Scanning
- Wi-Fi access
- Technology support
- Digital skills help

LIBRARY SPACES

We have 7 study rooms available for patrons to use on a first-come, first-served basis.

We have study tables, soft chairs, and a reading alcove that patrons can use any time during operating hours.

We also have two meeting spaces that patrons can book free of charge for meetings, social events, and so on.

23%

INCREASE IN WIFI
SESSIONS IN 2024

OVER 270

MEETING ROOM
RESERVATIONS IN
2024



OUR VOLUNTEERS



In 2024, our adult, teen, and
Community Fridge
volunteers logged a total of

2,000+ HRS

That is an increase of **166%**
from 2023!

**WE COULDN'T DO IT
WITHOUT THEM!**



PENN HILLS LIBRARY

Hours of Operation

Monday - Thursday

10am to 8pm

Friday & Saturday

10am to 5pm

Contact Information

1037 Stotler Road
Pittsburgh, PA 15235

412.775.4700

www.pennhillslibrary.org

phlibrary@pennhillslibrary.org